

History Day 2010

Blast Off Presentation



Mrs. T. Jones
Piccowaxen Middle School

What is History Day?

- It is an exciting way for students to study and learn about historical issues, ideas, people and events.




What will you have to do?

- You will actively take on the role of historian to investigate a particular issue in history.
- You will use a variety of materials and strategies to conduct genuine research.
- You will interpret documents and artifacts & then present your findings.



What is the Difference Between an Investigation & a Report?

- **Investigation** “the act or process of investigating, or examining the particulars of, in an attempt to learn the facts about something hidden, unique, or complex, especially in search of a motive, cause, or culprit.”
- Requires careful analysis and decision-making.
- **Report** “an account describing in detail an event, situation, or the like, usually the result of observation, inquiry, etc.”
- Simply a retelling of the facts, without analysis or decision-making.



Remember, you
are doing a
**Historical
Investigation,**
not a report.

You are a **detective.**



NOT a reporter.

What is this year's theme?



Impact and Change

Visit the website: www.nhd.org

- From the menu bar, click on CONTEST
- Click on “Getting Started”, where you will find a copy of the official Rule Book
- Also, “Research Central” – lots of information on conducting research!
- Under “Creating an Entry”, each type of category is listed, and the requirements for each.
- Examples of projects, annotated bibliographies and process papers can be found here!



Innovations in History: Impact and Change

Innovation – creative new approaches to any facet of life

While science, technology or industry topics may come to mind, you could also explore innovation in art or music, politics, religion, social institutions (education, for example)



What are the steps involved?

- Select a paper management system
- Pick a topic
- Build historical context – do preliminary research – look at several history books or sources
- Narrow your topic: pick a specific issue, person or idea within the topic – the overriding question
- Gather information through historical research – be sure to cite and annotate the sources correctly as you collect the research
- Analyze and interpret your information in order to draw conclusions about the topic's significance in history
- Develop a thesis
- Select a competition category – Do this based on the type of information you find, and your own strengths – find out the requirements for each category
- Create your final product (exhibit, documentary, web site, historical paper, or performance)
- Write the Process paper & annotated bibliography
- Present your Findings (Final project)

Where do I start? How do I start??




To think of a topic you can:

- think of an issue – for example, animal rights, and then research who was important in that movement
- think of famous historical places – For example, ancient Rome, Mount Vernon, Thomas Stone house; Gettysburg
- think of a famous court case – For example, Brown vs. the Board of Ed or the Scopes Trial
- think of a topic: For example, (Native American) – Trail of Tears; sports – Jesse Owens; art – Picasso; medicine – Jonas Salk; military weapons or tactics (atomic bomb, Battle of Normandy,
- think of your own heritage and an issue: For example, slavery, Irish immigrants, Jewish (Holocaust, Hitler); Native American, European, Asian
- think of your interests: For ex., Reading: Charles Dickens, Shakespeare; or Cosmetology – Madame C.J. Walker; civil war – imp. Individuals
- think of local or state topics: William Smallwood, Thomas Stone, Dr. Mudd, Lord Calvert
- think of foreign countries you are interested in: Philippines, China, Japan, Nigeria, etc.

Narrowing Your Topic


Brainstorm a list of topics you are interested in

- Interest -- *science*
- Theme – *Innovations in History: Impact wand Change*
- Topic: *Medical Discoveries*
- Do a little more research to narrow topic
- Issue: *Discovery of penicillin*



History Day Connection

- ❖ Don't forget to **tie** your topic into this year's theme – *Innovations in History: Impact and change*
- ❖ Don't assume a viewer (judges) will make the connection – even if one of the words is in your title.



To understand the historical significance....

- Ask questions of time and place, cause and effect, change over time, and impact and significance.
- Ask not only *when* did events happen, but *why* did they happen? - What factors contributed to their development?
- What was the lasting influence on history?
- How did this topic change the course of events? – What effect did the event have on the community, society, nation , and the world?



Sample Topics for 2010 – from website

- Longbow or the Stirrup or Gunpowder: Revolutionizing Warfare
- Irrigation: Urbanization of Communities
- Ox Drawn Plow: Opening Trade, Transporting Goods
- Electrum: Standard Unit of Measure
- Anesthesia: Improving Surgery, Improving Health



Topics, Cont.

- Waterwheel: Harnessing Energy
- Telescope: Bringing the Stars into Focus
- Barometer: Under Pressure
- Telegraph, telephone, steam engine
- Cotton gin, Automated loom
- Electricity, Photography, Refrigeration
- Sewing machine



Topics, cont.

- X-rays, polio vaccine, MRI
- Medical Procedures: anesthesia, sterilization of instruments, microscope
- Atomic energy, alternate forms of energy (solar, hydrothermal, wind power, etc.)
- Innovations in Entertainment: TV, moving pictures, animations, computer graphics



Topics, cont

- Innovations in art: animations, types of media, graphic art
- Innovations in music: Development of jazz, types of music
- Innovations in fashion
- Innovations in transportation
- Innovations in politics: establishment of the U.S., “Cultural Revolution” in China, Protestant Reformation



Topics, cont.

- How the 1906 San Francisco earthquake inspired innovation in the construction industry; or how the 1900 hurricane in Galveston, Texas lead to better warning systems or weather observations systems
- Innovations in fire fighting



Topics Related to MD History

Don't Forget to also explore topics about...

- Science
- Medicine
- Art
- Entertainment
- Technology

Competition Categories

INDIVIDUAL CATEGORY

- ❖ Research Paper
- ❖ Exhibit
- ❖ Documentary *Video or PowerPoint*
- ❖ Performance
- ❖ Web Page

GROUP CATEGORY

- ❖ Exhibit
(limit of 3 students per group)
- ❖ Documentary:
Video or PowerPoint
(limit of 3 students per group)
- ❖ Web Page
(limit of 3 students per gp.)
- ❖ Performance
(limit of 5 students per group)

What is a Focus Question?



A focus question is the question you are trying to answer through your research.

Example:

Issue – Universal Declaration of Human Rights

Question -- *Why do some Asian countries employ child labor and developed countries like US still buy those products?*

RESEARCH

PRIMARY SOURCES

Materials written or produced in the time period of the historical event.

- ✓ Newspaper articles
- ✓ Diaries & Letters
- ✓ Speeches
- ✓ Official documents
- ✓ Photographs
- ✓ Artifacts
- ✓ Etc.

SECONDARY SOURCES

Materials written by an author who was not an eyewitness or a participant in the historical event.

- ✓ Newspaper articles
- ✓ Textbooks
- ✓ Encyclopedias
- ✓ Documentaries
- ✓ Etc.

The Process Paper



- ✓ ALL categories (except Historical Paper because this is already included in your paper) has to do a process paper.
- ✓ 500 word limit
- ✓ Must include a title page.
- ✓ See Page 7, Rules 11 –13 in your contest handbook for more specifics.

The Process Paper Continued...

- **Area One** should explain how & why you chose your topic. It should also include a statement of your overriding question and the answer to that question.
- **Area Two** should explain how you completed your research and developed your topic. You should also include how you selected your presentation category and created your project.
- **Area Three** should relate your topic to this year's theme. This section should also explain how the evidence you found either proves or disproves the answer to your overriding question.
- **Area Four** is where you explain the importance of your topic for today's society. Consider the impact your topic has had on history.

Annotated Bibliography

- ✓ ALL projects must have an annotated bibliography.
- ✓ After each citation, you must write one to three sentences describing how you used the resource. You can also justify how you classified the resource.
- ✓ Your sources must be separated into two sections: Primary & Secondary. Sources are to be in alphabetical order for each section.

Sample Annotated Bibliography

Primary Sources:

“Federal Radio Commission.” Wikipedia: The Free Encyclopedia. 2001.
Wikipedia. November 9, 2004. <http://en.wikipedia.org>

Although the encyclopedia is a secondary source, I included it in my primary section because the entry provided four complete sections from the original Radio Act of 1927 that was part of Public Law No. 632. I then used a quote from the law in my exhibit.

Secondary Sources:

“Federal Radio Commission.” 2004. Nationmaster. November 3, 2004.
www.nationmaster.com

This article provided an overview of the Radio Act of 1927 and the creation of the Federal Radio Commission. A timeline of important events was developed from this article and I displayed it on my exhibit.

Reminders:

- Don't forget to pick a topic you like. You will be working on it for approximately 12 - 14 weeks.
- Don't forget to consult the contest rule book and all handouts given to you by your teacher. As you read, make notes about items you need to remember for later. These are your copies – mark in them!
- Don't forget to budget your time wisely. Be aware of due dates & don't wait until the last minute to complete your assignments.
- Try to think of yourself as an investigator and have fun searching for the clues as you research!



GOOD LUCK



as you begin
your
journey
through
History
Day 2010!